



Micro Commercial Components

Micro Commercial Components  
20736 Marilla Street Chatsworth  
CA 91311  
Phone: (818) 701-4933  
Fax: (818) 701-4939

# SMAJ4728A THRU SMAJ4764A

## Features

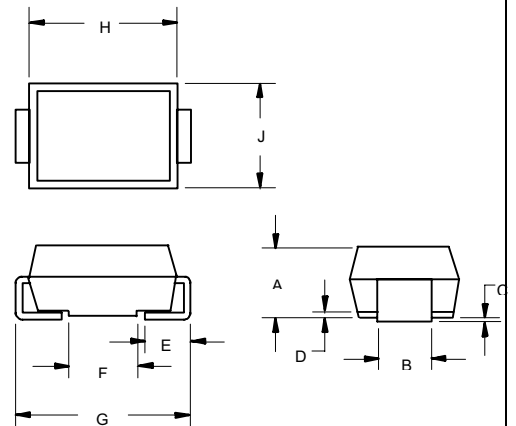
- Low Zener Impedance
- Low Regulation Factor
- $V_Z$  - tolerance:  $\pm 5\%$
- For Surface Mount Applications
- Case Material: Molded Plastic. UL Flammability Classification Rating 94V-0

## Maximum Ratings

- Junction Temperature: 200°C
- Storage Temperature: -65°C to +175°C
- 1 Watt Power Dissipation ( $T_{amb} \leq 50^\circ\text{C}$ )
- Thermal Resistance Junction to Ambient: 100K/W ( $l=9.5\text{mm}(3/8'')$   $T_L=\text{constant}$ )
- Maximum Forward Voltage @ 200mA: 1.2 Volts

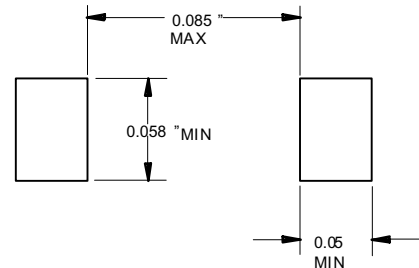
## 1 Watt Zener Diode 3.3 to 100 Volts

### DO-214AC (SMA)(LEAD FRAME)



DIM	INCHES		MM		NOTE
	MIN	MAX	MIN	MAX	
A	.079	.096	2.00	2.44	
B	.050	.064	1.27	1.63	
C	.002	.008	.05	.20	
D	—	.02	—	.51	
E	.030	.060	.76	1.52	
F	.065	.091	1.65	2.32	
G	.189	.220	4.80	5.59	
H	.157	.181	4.00	4.60	
J	.090	.115	2.25	2.92	

#### SUGGESTED SOLDER PAD LAYOUT



**ELECTRICAL CHARACTERISTICS @25°C**

MCC PART NUMBER	ZENER VOLTAGE $V_Z(1)$ VOLTS	TEST CURRENT $I_{ZT}$ mA	MAXIMUM DYNAMIC IMPEDANCE $Z_{ZT} @ I_{ZT}$ OHMS	MAXIMUM REVERSE CURRENT $I_R @ V_R$ $\mu A$	TEST VOLTAGE $V_R$ VOLTS	MAXIMUM KNEE IMPEDANCE $Z_{ZK} @ I_{ZK}$ OHMS	TEST CURRENT $I_{ZK}$ mA	DEVICE MARKING
SMAJ4728A	3.3	76	10	100	1	400	1.0	728A
SMAJ4729A	3.6	69	10	100	1	400	1.0	729A
SMAJ4730A	3.9	64	9	50	1	400	1.0	730A
SMAJ4731A	4.3	58	9	10	1	400	1.0	731A
SMAJ4732A	4.7	53	8	10	1	500	1.0	732A
SMAJ4733A	5.1	49	7	10	1	550	1.0	733A
SMAJ4734A	5.6	45	5	10	2	600	1.0	734A
SMAJ4735A	6.2	41	2	10	3	700	1.0	735A
SMAJ4736A	6.8	37	3.5	10	4	700	1.0	736A
SMAJ4737A	7.5	34	4.0	10	5	700	0.5	737A
SMAJ4738A	8.2	31	4.5	10	6	700	0.5	738A
SMAJ4739A	9.1	28	5.0	10	7	700	0.5	739A
SMAJ4740A	10	25	7	10	7.6	700	0.25	740A
SMAJ4741A	11	23	8	5	8.4	700	0.25	741A
SMAJ4742A	12	21	9	5	9.1	700	0.25	742A
SMAJ4743A	13	19	10	5	9.9	700	0.25	743A
SMAJ4744A	15	17	14	5	11.4	700	0.25	744A
SMAJ4745A	16	15.5	16	5	12.2	700	0.25	745A
SMAJ4746A	18	14	20	5	13.7	750	0.25	746A
SMAJ4747A	20	12.5	22	5	15.2	750	0.25	747A
SMAJ4748A	22	11.5	23	5	16.7	750	0.25	748A
SMAJ4749A	24	10.5	25	5	18.2	750	0.25	749A
SMAJ4750A	27	9.5	35	5	20.6	750	0.25	750A
SMAJ4751A	30	8.5	40	5	22.8	1000	0.25	751A
SMAJ4752A	33	7.5	45	5	25.1	1000	0.25	752A
SMAJ4753A	36	7.0	50	5	27.4	1000	0.25	753A
SMAJ4754A	39	6.5	60	5	29.7	1000	0.25	754A
SMAJ4755A	43	6.0	70	5	32.7	1500	0.25	755A
SMAJ4756A	47	5.5	80	5	35.8	1500	0.25	756A
SMAJ4757A	51	5.0	95	5	38.8	1500	0.25	757A
SMAJ4758A	56	4.5	110	5	42.6	2000	0.25	758A
SMAJ4759A	62	4.0	125	5	47.1	2000	0.25	759A
SMAJ4760A	68	3.7	150	5	51.7	2000	0.25	760A
SMAJ4761A	75	3.3	175	5	56.0	2000	0.25	761A
SMAJ4762A	82	3.0	200	5	62.2	3000	0.25	762A
SMAJ4763A	91	2.8	250	5	69.2	3000	0.25	763A
SMAJ4764A	100	2.5	350	5	76.0	3000	0.25	764A

1) Based on DC-measurement at thermal equilibrium while maintaining the lead temperature( $T_L$ ) at 30°C, 9.5mm(3/8") from the diode body.

Characteristics ( $T_j=25^\circ\text{C}$  unless otherwise specified)

Symbol	Parameter
$V_Z$	Reverse zener voltage @ $I_{ZT}$
$I_{ZT}$	Reverse current
$Z_{ZT}$	Maximum zener impedance @ $I_{ZT}$
$I_{ZK}$	Reverse current
$Z_{ZK}$	Maximum zener impedance @ $I_{ZK}$
$I_R$	Reverse leakage current @ $V_R$
$V_R$	Breakdown voltage
$I_F$	Forward current
$V_F$	Forward voltage @ $I_F$

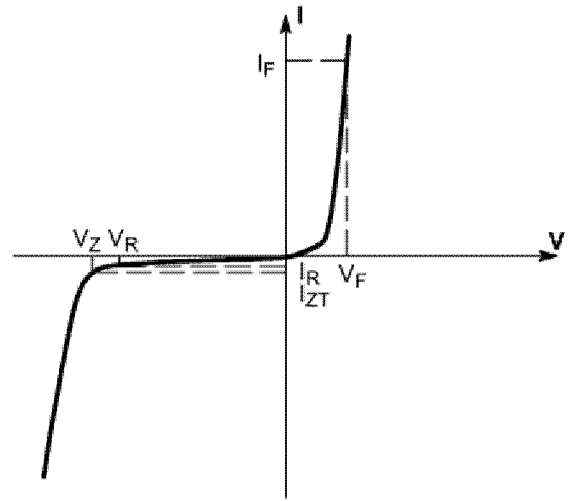


Figure 1. Zener voltage regulator

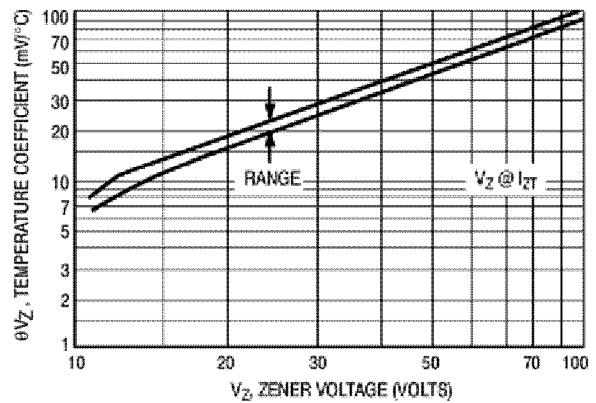
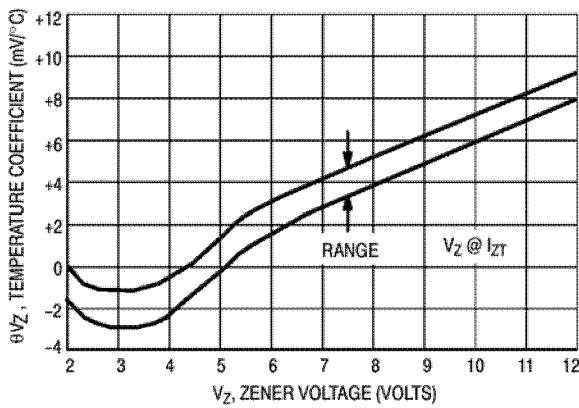


Figure 2. Temperature coefficients

( $-55^\circ\text{C}$  to  $+150^\circ\text{C}$  temperature range; 90% of the units are in the ranges indicated)

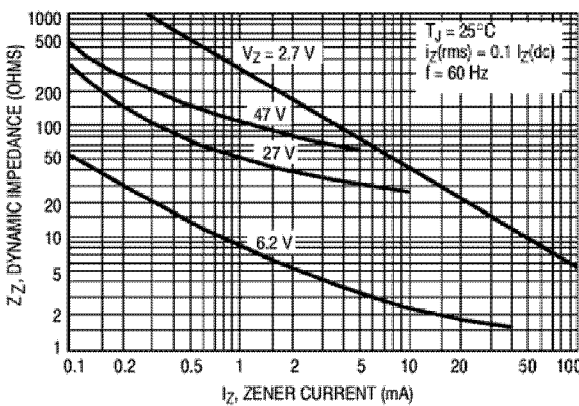


Figure 3. Effect of zener current on zener impedance

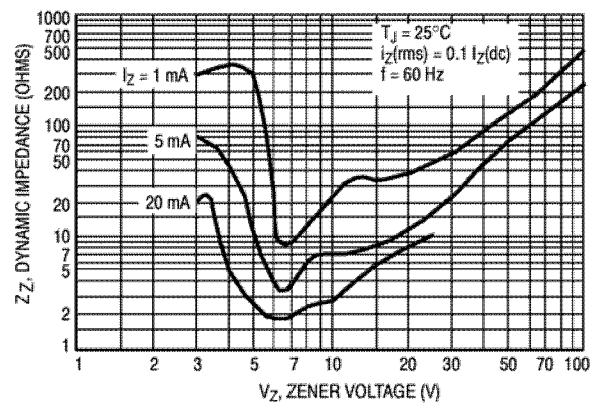


Figure 4. Effect of zener voltage on zener impedance



Micro Commercial Components

## Ordering Information

Device	Packing
(Part Number)-TP	Tape&Reel;7.5Kpcs/Reel

### \*\*\*IMPORTANT NOTICE\*\*\*

*Micro Commercial Components Corp.* reserves the right to make changes without further notice to any product herein to make corrections, modifications, enhancements, improvements, or other changes. *Micro Commercial Components Corp.* does not assume any liability arising out of the application or use of any product described herein; neither does it convey any license under its patent rights, nor the rights of others. The user of products in such applications shall assume all risks of such use and will agree to hold *Micro Commercial Components Corp.* and all the companies whose products are represented on our website, harmless against all damages.

### \*\*\*APPLICATIONS DISCLAIMER\*\*\*

Products offer by *Micro Commercial Components Corp.* are not intended for use in Medical, Aerospace or Military Applications.